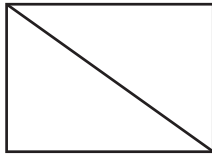


# Dividing Regions into Equal Parts

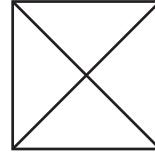
A whole can be divided into equal parts in different ways.



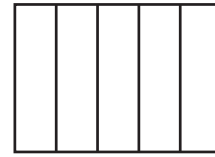
2 equal parts  
**halves**



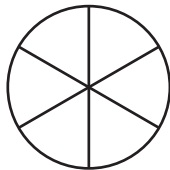
3 equal parts  
**thirds**



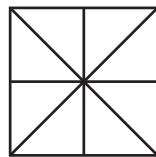
4 equal parts  
**fourths**



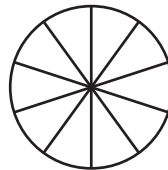
5 equal parts  
**fifths**




6 equal parts  
**sixths**



8 equal parts  
**eighths**



10 equal parts  
**tenths**




12 equal parts  
**twelfths**

Tell if each shows equal parts or unequal parts.  
If the parts are equal, name them.



\_\_\_\_\_

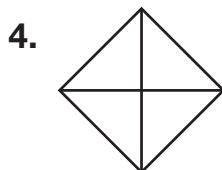


\_\_\_\_\_

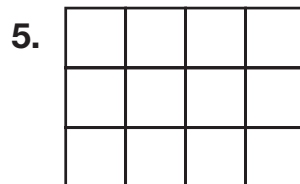


\_\_\_\_\_

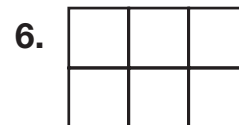
Name the equal parts of the whole.



\_\_\_\_\_



\_\_\_\_\_



\_\_\_\_\_

7. Using grid paper, draw a picture of a whole that is divided into thirds.

8. **Reason** How many equal parts are there when you divide a figure into fifths?

\_\_\_\_\_